



crop estimates committee oesskattingskomitee

From/Van: Mr Baldwin Netshifhefhe
Tel: 012 319 8043/32 • **Fax/Faks:** 012 319 8031 • **E-mail/E-pos:** BaldwinN@dalrrd.gov.za

Web page/Webblad: www.dalrrd.gov.za/statistics and economic reports or
www.saqis.org.za/CEC: Crop Estimates EMBARGO: 14:30



agriculture, land reform
& rural development

Department:
Agriculture, Land Reform and Rural Development
REPUBLIC OF SOUTH AFRICA

28 March / Maart 2023

The area planted estimate and second production forecast for summer crops for 2023 is hereby released.
 Hiermee word die oppervlakte- en tweede produksieskatting vir somergewasse vir 2023 vrygestel.

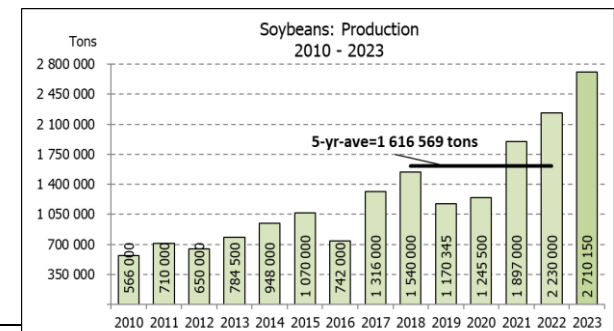
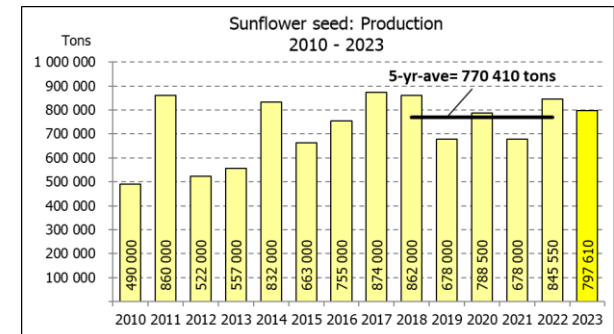
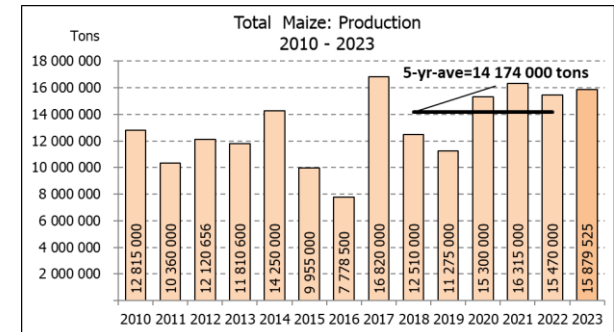
SUMMER CROPS – AREA PLANTED AND SECOND PRODUCTION FORECAST: 2023

SOMERGEWASSE – OPPERVLAKTE- EN TWEDE PRODUKSIESKATTING: 2023

CROP/GEWAS	Area planted/ Opp beplant 2023 Ha (A)	2 nd forecast/ 2 ^{de} skatting 2023 Tons (B)	1 st forecast/ 1 ^{ste} skatting 2023 Tons (C)	Area planted/ Opp beplant 2022 Ha (D)	Final crop/ Finale oes 2022 Tons (E)	Change/ Verandering/ % (B) ÷ (C)
Commercial/Kommersieël:						
White maize/Witmielies	1 521 300	8 344 375	8 187 150	1 575 000	7 850 000	+1,92
Yellow maize/Geelmielies	1 064 800	7 535 150	7 427 900	1 048 000	7 620 000	+1,44
Total Maize/Totale Mielies	2 586 100	15 879 525	15 615 050	2 623 000	15 470 000	+1,69
Sunflower seed/Sonneblomsaad	555 700	797 610	775 260	670 700	845 550	+2,88
Soybeans/Sojabone	1 148 300	2 710 150	2 651 680	925 300	2 230 000	+2,21
Groundnuts/Grondbone	31 300	49 080	51 155	43 400	48 500	-4,06
Sorghum	34 000	109 400	112 330	37 200	103 140	-2,61
Dry beans/Droëbone	36 650	47 930	49 755	42 900	52 590	-3,67
TOTAL/TOTAAL	4 392 050	19 593 695	19 255 230	4 342 500	18 749 780	+1,76

Note: Estimate is for calendar year, e.g. production season 2022/23 = 2023

Nota: Skatting is vir kalenderjaar, bv. produksie-seisoen 2022/23 = 2023



The Crop Estimates Committee comprises officials of the following institutions:

Department of Agriculture, Land Reform and Rural Development; Provincial Departments of Agriculture; various ARC-Institutes (Soil, Climate and Water; Small Grains Institute; and Grain Crops Institute); BFAP and Statistics SA.

WHITE AND YELLOW MAIZE – AREA PLANTED AND SECOND PRODUCTION FORECAST: 2023

WIT- EN GEELMIELIES – OPPERVLAKTE EN TWEEDE PRODUKSIESKATTING: 2023

Provinsie/ Province	Area planted/ Oppervlakte beplant 2023			2 nd forecast/ 2 ^{de} skatting 2023			Area planted/ Oppervlakte beplant 2022			Final crop/ Finale oes 2022		
	White/ Wit Ha	Yellow/ Geel Ha	Total/ Totaal Ha	White/ Wit Tons	Yellow/ Geel Tons	Total/ Totaal Tons	White/ Wit Ha	Yellow/ Geel Ha	Total/ Totaal Ha	White/ Wit Tons	Yellow/ Geel Tons	Total/ Totaal Tons
Western Cape/Wes-Kaap	250	3 500	3 750	2 375	32 900	35 275	500	3 500	4 000	4 750	32 900	37 650
Northern Cape/Noord-Kaap	1 000	43 500	44 500	12 000	652 500	664 500	3 000	42 000	45 000	36 000	672 000	708 000
Free State/Vrystaat	780 000	401 000	1 181 000	4 407 000	2 586 450	6 993 450	826 500	398 000	1 224 500	3 801 900	2 547 800	6 349 700
Eastern Cape/Oos-Kaap	5 750	25 000	30 750	39 100	187 500	226 600	6 000	20 500	26 500	40 800	157 900	198 700
KwaZulu-Natal	49 000	65 000	114 000	308 700	520 000	828 700	52 000	59 000	111 000	322 400	489 700	812 100
Mpumalanga	156 500	352 000	508 500	1 001 600	2 464 000	3 465 600	165 000	350 000	515 000	1 072 500	2 554 000	3 626 500
Limpopo	16 800	22 800	39 600	117 600	182 400	300 000	15 500	25 000	40 500	102 300	202 500	304 800
Gauteng	56 000	52 000	108 000	358 400	374 400	732 800	56 500	56 000	112 500	361 600	403 200	764 800
North West/Noordwes	456 000	100 000	556 000	2 097 600	535 000	2 632 600	450 000	94 000	544 000	2 107 750	560 000	2 667 750
Total/Totaal	1 521 300	1 064 800	2 586 100	8 344 375	7 535 150	15 879 525	1 575 000	1 048 000	2 623 000	7 850 000	7 620 000	15 470 000

SUNFLOWER SEED – AREA PLANTED AND SECOND PRODUCTION FORECAST: 2023

SONNEBLMSAAD – OPPERVLAKTE EN TWEEDE PRODUKSIESKATTING: 2023

Province/ Provinsie	Area planted/ Opp beplant Ha 2023	2 nd forecast/ 2 ^{de} skatting Tons 2023	Area planted/ Opp beplant Ha 2022	Final crop/ Finale oes Tons 2022
Western Cape/Wes-Kaap	-	-	-	-
Northern Cape/Noord-Kaap	2 500	6 250	2 500	6 250
Free State/Vrystaat	290 000	449 500	357 000	499 800
Eastern Cape/Oos-Kaap	700	1 400	300	750
KwaZulu-Natal	300	600	-	-
Mpumalanga	5 000	7 250	3 500	5 250
Limpopo	100 000	105 000	110 000	77 000
Gauteng	2 200	2 860	2 400	3 000
North West/Noordwes	155 000	224 750	195 000	253 500
Total/Totaal	555 700	797 610	670 700	845 550

SOYBEANS – AREA PLANTED AND SECOND PRODUCTION FORECAST: 2023

SOJABONE – OPPERVLAKTE EN TWEEDE PRODUKSIESKATTING: 2023

Province/ Provinsie	Area planted/ Opp beplant Ha 2023	2 nd forecast/ 2 ^{de} skatting Tons 2023	Area planted/ Opp beplant Ha 2022	Final crop/ Finale oes Tons 2022
Western Cape/Wes-Kaap	-	-	-	-
Northern Cape/Noord-Kaap	1 000	3 750	800	3 000
Free State/Vrystaat	565 000	1 299 500	415 000	912 500
Eastern Cape/Oos-Kaap	4 300	10 750	3 000	9 000
KwaZulu-Natal	44 000	154 000	39 000	150 000
Mpumalanga	305 000	671 000	300 000	710 000
Limpopo	26 000	85 800	22 500	76 500
Gauteng	48 000	105 600	45 000	99 000
North West/Noordwes	155 000	379 750	100 000	270 000
Total/Totaal	1 148 300	2 710 150	925 300	2 230 000

GROUNDNUTS – AREA PLANTED AND SECOND PRODUCTION FORECAST: 2023**GRONDBONE – OPPERVLAKTE EN TWEEDE PRODUKSIESKATTING: 2023**

Province/ Provinsie	Area planted/ Opp beplant Ha 2023	2 nd forecast/ 2 ^{de} skatting Tons 2023	Area planted/ Opp beplant Ha 2022	Final crop/ Finale oes Tons 2022
Western Cape/Wes-Kaap	-	-	-	-
Northern Cape/Noord-Kaap	2 000	4 800	2 400	6 000
Free State/Vrystaat	12 300	19 680	19 000	20 900
Eastern Cape/Oos-Kaap	-	-	-	-
KwaZulu-Natal	-	-	-	-
Mpumalanga	-	-	-	-
Limpopo	2 000	5 100	2 000	4 600
Gauteng	-	-	-	-
North West/Noordwes	15 000	19 500	20 000	17 000
Total/Totaal	31 300	49 080	43 400	48 500

SORGHUM – AREA PLANTED AND SECOND PRODUCTION FORECAST: 2023**SORGHUM – OPPERVLAKTE EN TWEEDE PRODUKSIESKATTING: 2023**

Province/ Provinsie	Area planted/ Opp beplant Ha 2023	2 nd forecast/ 2 ^{de} skatting Tons 2023	Area planted/ Opp beplant Ha 2022	Final crop/ Finale oes Tons 2022
Western Cape/Wes-Kaap	-	-	-	-
Northern Cape/Noord-Kaap	-	-	-	-
Free State/Vrystaat	5 200	18 200	7 800	20 700
Eastern Cape/Oos-Kaap	-	-	-	-
KwaZulu-Natal	100	400	200	740
Mpumalanga	8 500	41 650	9 000	43 650
Limpopo	15 500	37 200	15 000	26 250
Gauteng	100	450	200	800
North West/Noordwes	4 600	11 500	5 000	11 000
Total/Totaal	34 000	109 400	37 200	103 140

DRY BEANS – AREA PLANTED AND SECOND PRODUCTION FORECAST: 2023**DROëBONE – OPPERVLAKTE EN TWEEDE PRODUKSIESKATTING: 2023**

Province/ Provinsie	Area planted/ Opp beplant Ha 2023	2 nd forecast/ 2 ^{de} skatting Tons 2023	Area planted/ Opp beplant Ha 2022	Final crop/ Finale oes Tons 2022
Western Cape/Wes-Kaap	100	180	100	150
Northern Cape/Noord-Kaap	450	810	600	1 080
Free State/Vrystaat	14 000	13 300	15 500	13 950
Eastern Cape/Oos-Kaap	200	360	200	300
KwaZulu-Natal	2 100	3 150	2 300	2 760
Mpumalanga	5 000	6 750	6 000	6 600
Limpopo	8 000	14 400	10 400	18 200
Gauteng	800	880	800	800
North West/Noordwes	6 000	8 100	7 000	8 750
Total/Totaal	36 650	47 930	42 900	52 590

CONFIDENTIALITY ISSUES that CEC members are committed to adhere to on the day of the meeting

- Personal items such as laptops, handbags, cell phones, etc. are not allowed in the venue during the meeting
- No member is allowed to leave the meeting before 12:00 in order to prevent disclosure of the information
- The embargo time for the release of crop estimates information is 14:30
- No member is allowed to discuss crop estimates information with anyone other than a member of the Committee before the embargo time
- Only the Chairperson, or a member appointed by the Chairperson, may release the figures to the media
- Members must regard the detail of any information that was collected for and/or discussed during the meeting, as confidential
- Individual information received for crop estimate purposes is treated strictly confidential, and is not divulged for any other purposes

**AREA ESTIMATE AND SECOND PRODUCTION FORECAST OF SUMMER CROPS (2023 PRODUCTION SEASON)/
OPPERVLAKTE- EN TWEDE PRODUKSIESKATTING VIR SOMERGEWASSE (2023 PRODUKSIE-SEISOEN)
28 MARCH / MAART 2023**

Summer field crops – 2023

Commercial maize: The size of the expected commercial **maize crop** has been set at 15,880 mill. tons, which is 1,69% or 264 475 tons more than the previous forecast of 15,615 mill. tons. The expected yield for maize is 6,14 t/ha.

The estimated maize crop is 2,65% or 409 525 tons larger than the 2022 crop. The three main maize producing areas, namely the Free State, Mpumalanga and North West provinces are expected to produce 82% of the 2023 crop.

The production forecast of **white maize** is 8,344 mill. tons, which is 1,92% or 157 225 tons more than the 8,187 mill. tons of the previous forecast. The revised area estimate for white maize is 1,521 mill. ha and the expected yield is 5,49 t/ha.

In the case of **yellow maize**, the production forecast is 7,535 mill. tons, which is 1,44% or 107 250 tons more than the 7,428 mill. tons of the previous forecast. The revised area estimate for yellow maize is 1,065 mill. ha and the yield is 7,08 t/ha.

Please note that information from the objective yield survey by the NCSC for the Mpumalanga province will be available in April 2023; and for the Free State and North West provinces in May 2023. The current yield figures are mainly obtained from producers in the different provinces.

Other summer crops:

Sunflower seed: The production forecast for sunflower seed is 797 610 tons, which is 2,88% or 22 350 tons more than the previous forecast of 775 260 tons. The area estimate for sunflower seed is 555 700 ha, while the expected yield is 1,44 t/ha.

Other crops: The production forecast for **soybeans** increased by 2,21% or 58 470 tons to 2,710 mill. tons. The estimated area planted to soybeans is 1,148 mill. ha and the expected yield is 2,36 t/ha.

The expected **groundnut** crop has been set at 49 080 tons, which is 4,06% or 2 075 tons less than the previous forecast of 51 155 tons. For groundnuts, the revised area estimate is 31 300 ha, with an expected yield of 1,57 t/ha.

The production forecast for **sorghum** is 109 400 tons, which is 2,61% or 2 930 tons less than the 112 330 tons of the previous forecast. The area estimate for sorghum is 34 000 ha and the expected yield is 3,22 t/ha.

In the case of **dry beans**, the production forecast is 47 930 tons. The revised area estimate of dry beans is 36 650 ha, with an expected yield of 1,31 t/ha.

Please note that the third production forecast for summer field crops for 2023 will be released on 26 April 2023.

Somergewasse – 2023

Kommerisiële mielies: Die grootte van die verwagte kommersiële **mielie-oes** is op 15,880 milj. ton gestel, wat 1,69% of 264 475 ton meer is as die vorige skatting van 15,615 milj. ton. Die verwagte opbrengs van mielies is 6,14 t/ha.

Die geskatte mielie-oes is 2,65% of 409 525 ton groter as die 2022-oes. Die drie belangrikste mielieproduserende gebiede, nl. die Vrystaat, Mpumalanga en Noordwes provinsies, gaan na verwagting 82% van die 2023-oes produseer.

Die produksieskatting van **witmielies** is 8,344 milj. ton, wat 1,92% of 157 225 ton meer is as die 8,187 milj. ton van die vorige skatting. Die hersiene oppervlakteskatting vir witmielies is 1,521 milj. ha en die verwagte opbrengs is 5,49 t/ha.

In die geval van **geelmielies** is die produksieskatting 7,535 milj. ton, wat 1,44% of 107 250 ton meer is as die 7,428 milj. ton van die vorige skatting. Die hersiene oppervlakteskatting vir geelmielies is 1,065 milj. ha en die opbrengs is 7,08 t/ha.

Neem kennis dat inligting van die objektiewe opbrengs-opname van die Konsortium vir die Mpumalanga provinsie, in April 2023 gerapporteer word en vir die Vrystaat en Noordwes provinsies in Mei 2023. Die huidige opbrengs syfers is hoofsaaklik verkry vanaf produsente in die verskillende provinsies.

Ander somergewasse:

Sonneblomsaad: Die produksieskatting vir sonneblomsaad is 797 610 ton, wat 2,88% of 22 350 ton meer is as die vorige skatting van 775 260 ton. Die oppervlakteskatting vir sonneblomsaad is 555 700 ha, terwyl die verwagte opbrengs 1,44 t/ha is.

Ander gewasse: Die produksieskatting van **sojabone** is verhoog met 2,21% of 58 470 ton na 2,710 milj. ton. Die geskatte oppervlakte beplant van sojabone is 1,148 milj. ha en die verwagte opbrengs is 2,36 t/ha.

Die verwagte **grondbone**-oes is op 49 080 ton gestel, wat 4,06% of 2 075 ton minder is as die vorige skatting van 51 155 ton. Vir grondbone is die hersiene oppervlakteskatting 31 300 ha, terwyl die verwagte opbrengs 1,57 t/ha is.

Die produksieskatting van **sorghum** is 109 400 ton, wat 2,61% of 2 930 ton minder is as die 112 330 ton van die vorige skatting. Die oppervlakteskatting vir sorghum is 34 000 ha, en die verwagte opbrengs is 3,22 t/ha.

In die geval van **droëbone** is die produksieskatting 47 930 ton. Die hersiene oppervlakte beplant met droëbone is 36 650 ha, en die verwagte opbrengs is 1,31 t/ha.

Neem asseblief kennis dat die derde produksieskatting vir somergewasse vir 2023, op 26 April 2023 vrygestel sal word.